

Triflex Markings

General Indications

Please note:

Unless explicitly stated otherwise, all advice provided here is valid for all Triflex products.

Multi-component products

2K products

The Triflex cold spray and cold plastic products, the high-solid paints **Preco Line EP 2K**, **Triflex EPS** and **Triflex ParkLine** and the finish **Triflex Than Finish 511** are all 2-component products. The 2K products can be applied once the catalyst/hardener has been added.

Colours

All Triflex paints and cold plastics are available off the shelf in:

9010 White

Preco Cryl Cold Plastic 2K and the 1-component high-solid paint **Preco Line 300** are also available off the shelf in:

1023 Traffic yellow
3009 Oxide red
3013 Tomato red
3020 Traffic red
5017 Traffic blue
6024 Traffic green
7043 Traffic grey
9005 Black

To find out which products are carried in stock in which colours, please refer to our current price list.

The 2-component high-solid paints **Triflex EPS**, **Triflex ParkLine** and **Preco Line EP 2K** are available in:

9010 White
1023 Traffic yellow

Starting from a minimum order quantity of 80 kg, further special colours are available. Please enquire regarding pack size, delivery times and price.

Storage

Store unopened in a cool, dry place above freezing. The material is highly dependent upon temperature, thus the container must be kept away from direct sunlight whilst in storage and on the construction site. Improper storage may lead to polymerisation reactions and thereby to clumping.

Conditions for use

+5 °C bis +35 °C	Ambient temperature
+5 °C bis +45 °C	Substrate temperature
max. 75%	Rel. humidity (Observe dew point table)

Preparation of the substrate

The pre-treated substrates must be sound, dry and free of loose or adhesion-reducing particles.

The surface temperature during application must be above dew point. Below dew point, an adhesive film of moisture can form on the surface to be worked on (DIN 4108-5 Tab. 1).

With old markings, the adhesive strength both between the systems and between the entire final layer and the substrate must be tested.

Substrate adhesion must be tested on a case-by-case basis.

Substrate pre-treatment

Asphalt substrate

The substrate must be clean, dry and free of dust, oil, grease and other adhesion-reducing dirt. With new asphalt surfaces, any flux oils present must be removed or weathered. New bituminous substrates must have been subject to traffic loads for at least 4 to 8 weeks before 2-component cold plastic materials can be applied. We recommend traffic approval markings for the interim period.

Concrete substrate

The substrate must be clean, dry and free of cement slurry, dust, oil, grease and other adhesion-reducing dirt. Mechanical pre-treatment generally involves abrading, milling, dust-free shot-blasting or water-blasting.

Prior to application, the concrete or cement-bound substrate must be pre-treated with primer. The residual moisture on the concrete must be no more than 4 % by weight during marking.

Please note:

The suitability of the individual substrate must always be checked on a case-by-case basis.

Triflex Markings

General Indications

Primer

Asphalt substrate

No primer, can be applied directly.

Concrete substrate

Triflex Than Grund L 1K

Volume approx. 0.20 kg/m²

Can be recoated after approx. 20 to 30 mins. at +20°C

On concrete, primer is essential for all cold plastic products as well as the 2-component high-solid paints.

For the 1-component high-solid paint **Preco Line 300**, primer is not necessary.

Mixing instructions

2K products

After thoroughly mixing the resin component, the respective quantity of catalyst/hardener is added to and mixed in the slow-running mixing machine until there are no more lumps before being used immediately. Depending on the ambient temperature, 1 to 2 % of catalyst is added to the



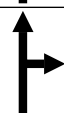


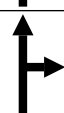
Preco Cryl products. The quantity of hardener generally corresponds to the pack size of the products or must otherwise be found on the respective product data sheet.

Material volume for symbol markings

Preco Cryl Cold Plastic 2K and Preco Cryl High-Friction Plastic 2K

All volumes specified apply to smooth substrates only.

Material loss relating to usage has not been taken account of.

Symbol	Length	Surface	Layer thickness	Volume
	5 m	1.10 m ²	1.5 mm	2.97 kg
			2.0 mm	3.96 kg
			2.5 mm	4.95 kg
			3.0 mm	5.94 kg
	5 m	1.38 m ²	1.5 mm	3.37 kg
			2.0 mm	4.97 kg
			2.5 mm	6.21 kg
			3.0 mm	7.46 kg
	5 m	1.45 m ²	1.5 mm	3.92 kg
			2.0 mm	5.22 kg
			2.5 mm	6.53 kg
			3.0 mm	7.83 kg
	3 m	0.66 m ²	1.5 mm	1.78 kg
			2.0 mm	2.38 kg
			2.5 mm	2.97 kg
			3.0 mm	3.57 kg
	3 m	0.84 m ²	1.5 mm	2.27 kg
			2.0 mm	3.03 kg
			2.5 mm	3.78 kg
			3.0 mm	4.54 kg
	3 m	0.87 m ²	1.5 mm	2.35 kg
			2.0 mm	3.13 kg
			2.5 mm	3.92 kg
			3.0 mm	4.70 kg

Pot life

Depending on the temperature of the material and surface, the pot life and drying time may be strongly influenced. These are reduced at high temperatures and extended at low temperatures. The cure times may be influenced by the quantity of catalyst added to a limited extent. At high temperatures, the quantity of catalyst may be reduced and, at low temperatures, it may be increased. At the same time, the quantity added must not exceed or fall below the prescribed quantity, since this may result in hardening or adhesion faults.

Drying time

Depending on the weather conditions and the nature of the surface, the drying time may, in practice, be significantly longer or shorter than the BAST suitability test value, which was calculated under defined and constant laboratory conditions.

Cleaning

It is imperative that the machines and implements are cleaned before the material cures. **Triflex Cleaner MW** is suitable for this purpose.

An application of **Triflex Release Agent** on templates and tools prior to use facilitates a quick and easy removal of the material, even after hardening.

Methods of application

Please note:

Please note: The details given on the BAST (German Federal Highway Research Institute) test certificates regarding application methods are purely informative. In addition to the method specified on the BAST test certificate, the Triflex cold plastic and cold spray plastic systems may also be applied using other suitable methods (unless explicitly ruled out by the client). The application methods which deviate from that on the test certificate, such as the use of a spiked roller, extruder, screed box and many others, have no negative effect on their traffic engineering features provided that the other parameters mentioned on the test certificate are adhered to. The visual appearance of agglomerates may however differ from those represented in photos on the test certificate.

The details regarding the application method were simplified by the BAST. The new terms are:

- Spray technique
- Regular agglomerates
- Irregular agglomerates
- Full line

Triflex Markings



General Indications

Sample consistency test

Prior to a sample consistency test (from the original container and from the marking machine), it is essential that the material is stirred until homogeneous. This process must be documented separately in the protocol. Failure to do so will automatically result in the rejection of the results of analysis.

Warranty

Please note that unless all of the relevant system components (marking product, catalyst, drop-on materials) of our marking systems, as tested by the German Federal Highway Research Institute (BASt), were purchased from us or supplied by us, we cannot guarantee that the entire system per se will be free of defects, only the individual system components sold or supplied by us.

Quality standard

All products are manufactured to the standards defined in DIN ISO 9001.

Notes on special hazards

See Safety Data Sheet, section 15.

Safety tips

See Safety Data Sheet, section 15.

In the event of fire or accidents

See Safety Data Sheet, sections. 4, 5 and 6.

General notes

All data is based on general regulations, directives and other technical rules. The general regulations applicable in the particular country of use must be respected. We reserve the right to make changes in the interests of the technical advancement or optimisation of Preco and Triflex products. We guarantee the consistently high quality of our products and systems. In order to maintain this standard, foreign substances must not be added to Preco and Triflex products. The advice we give in relation to the application of our products is based on extensive development and many years of experience, and is correct to the best of our knowledge. Given the multitude of on-site requirements, under the most varied of conditions, the user is required to test the product's suitability for the respective purpose. We reserve the right to make changes in the interests of the technical advancement or enhancement of our product